


Utah Distribution and Transportation

SECTION 8 OF THE B&E PROFILE

09



Transportation

HIGHLIGHTS

Crossroads of the West

- Central location for distribution to major western cities and states with a 1- to 2-day access to half the nation's population.
- Central point for distribution along the Canada to Mexico corridor.

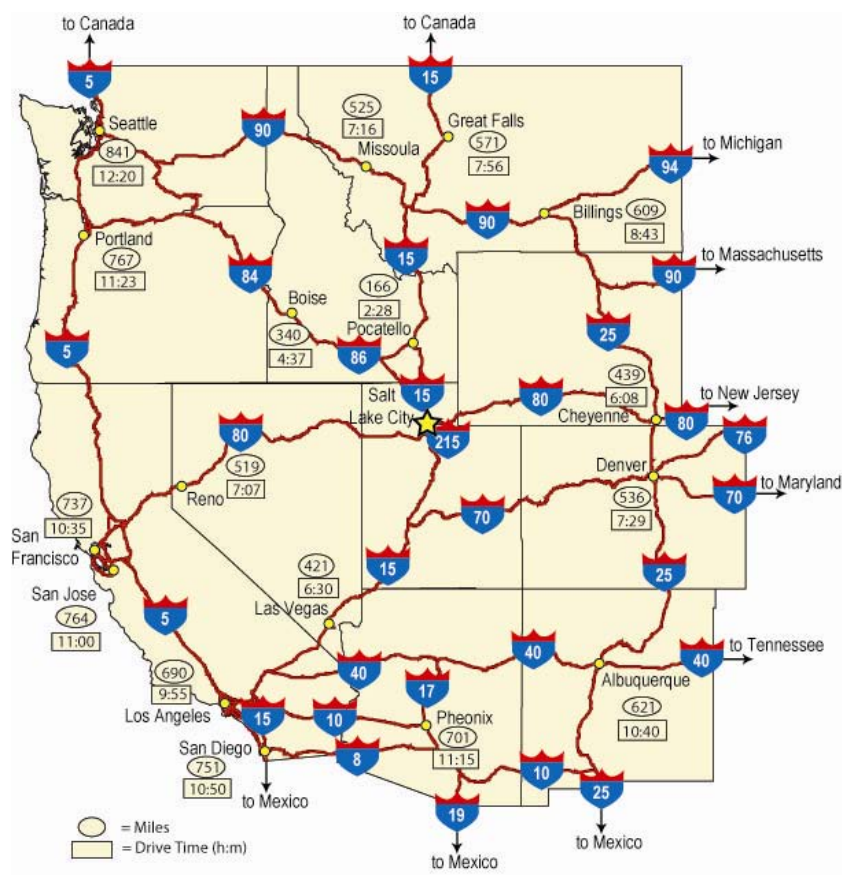
Distribution Hub

- Multiple modes of transportation and distribution that are easily accessible.
- Salt Lake City International Airport, operating Delta's 2nd largest hub, is the 23rd busiest airport in the nation and the 59th busiest in the world.¹
- Successful and expanding public transit system in metro areas.

HIGHWAYS AND GROUND FREIGHT²

With over 700 trucking companies in Utah and being part of the Mexico/Canada corridor, Utah is a great location for product distribution.

Distance and Travel Time to Western Cities and States



Source: McNally Road Atlas, EDCUtah

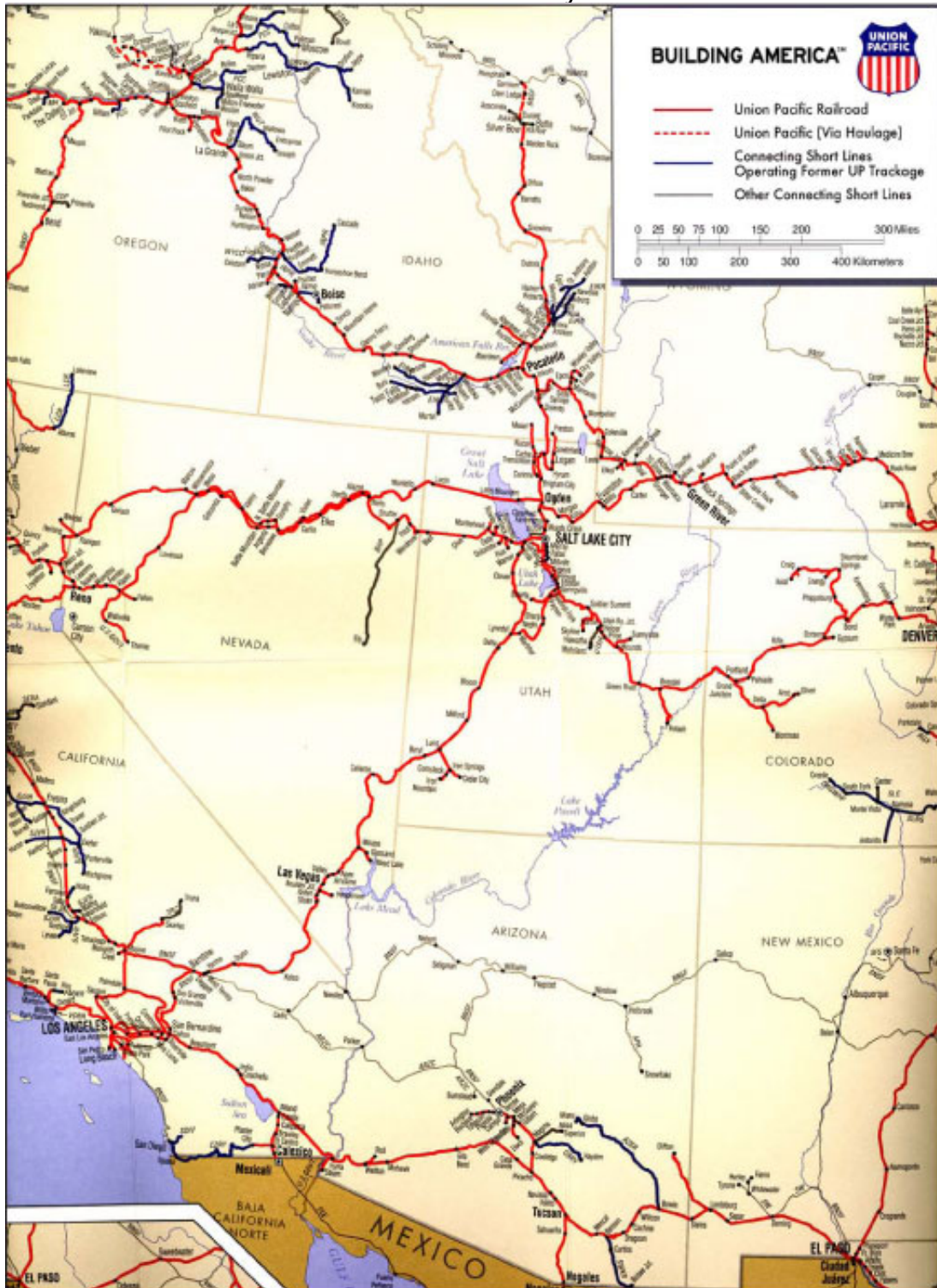
1 Source: Salt Lake City International Airport

2 Source: Utah Trucking Association, Utah Department of Transportation

RAIL

Utah has 1,400 miles of railroad track throughout the state that converge in the Salt Lake-Ogden metropolitan area. Union Pacific is the primary rail service provider for the state. The main lines link Utah to major sea ports such as Los Angeles, Oakland, Portland, and Seattle, as well as many other key locations throughout the country.

Union Pacific Railroad System



Source: Union Pacific Railroad

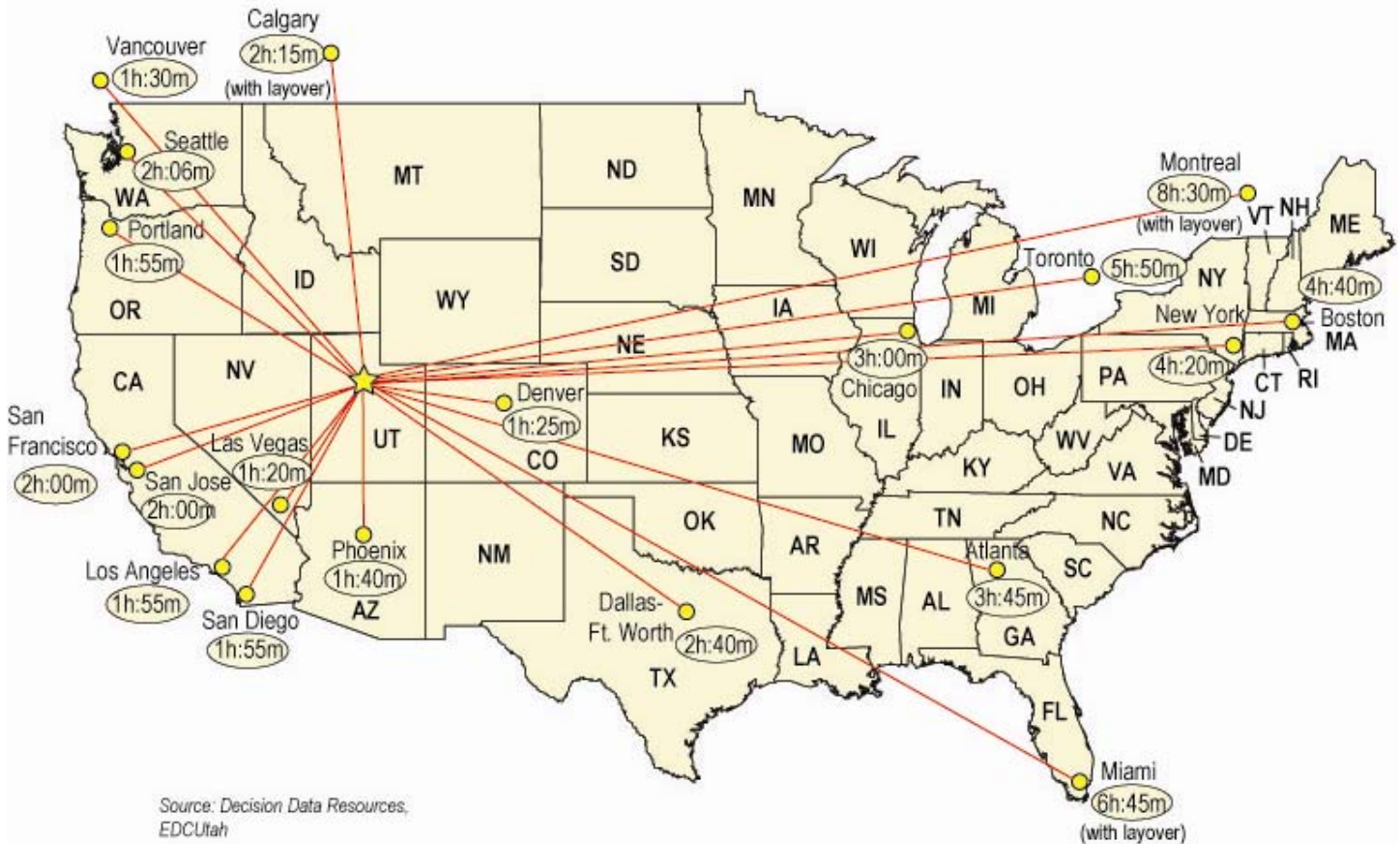
AIR FREIGHT

Sixteen cargo carriers handle more than 550 million pounds of air cargo and airmail annually. Air cargo volumes within the state have grown at an average annual rate of 9%. This increase in airfreight growth pushed for the development of a new cargo area located at the north end of the terminals at the Salt Lake International Airport in 1998.³

AIR TRAVEL

Salt Lake City International Airport provides great service for business or leisure travel. The airport recorded the best on-time arrival record compared to all other major airports in the U.S. during 2005 with on-time arrivals for 83.46% of flights. The airport has 13 airlines and offers 972 daily departures with non-stop service to 108 different cities. In 2008, the airport serviced over 22 million passengers in and out of Salt Lake City. Delta Air Lines operates its second largest domestic hub at the Salt Lake City International Airport. International service continues to grow with new flights to Canada and Mexico. The airport's first transoceanic flight started in June 2008 with Delta's new non-stop service to Paris. Travel activity for this flight has far exceeded initial projections. New non-stop service from Salt Lake City to Tokyo is scheduled to start in June 2009.⁴

Flight Time to Major U.S. Cities



3 Source: Salt Lake City International Airport

4 Source: Salt Lake City International Airport

PUBLIC TRANSIT⁵

Utah Transit Authority (UTA) has invested millions in the construction of a public transportation system that spans much of the Wasatch Front.

TRAX

The 15-mile Salt Lake City to Sandy and 4-mile downtown to University of Utah TRAX light rail lines have been a huge success and transport, on average, over 40,000 travelers daily, greatly exceeding initial ridership projections. UTA is working on expanding the TRAX light rail system to include more east-west lines, including an extension from downtown Salt Lake City to the International Airport.

FrontRunner

Construction was completed in spring 2008 on a 44-mile *FrontRunner* commuter rail line from Salt Lake County north to the northern end of Weber County. The *FrontRunner* system has also exceeded ridership projections, transporting over 5,000 travelers daily. The next *FrontRunner* rail extension is underway. This line will run from Salt Lake City south to the southern end of Utah County. Once completed, this will provide commuter rail along the entire Wasatch Front, where roughly 80% of Utah's population resides.

Bus System & Intermodal Hub

UTA also operates 140 bus routes covering 1,400 square miles with a daily estimated count of 71,000 travelers. The new Union Pacific Intermodal Hub serves as a transportation nerve center in downtown Salt Lake City, complete with an Amtrak station, Greyhound bus depot, bus transfer station, light rail station, commuter rail station, taxi cab stands, amenities for bikers and ample parking space.



Source: Utah Transit Authority, EDCUtah

⁵ Source: Utah Transit Authority